




Keep your deck shoes in tip top condition with our seven easy steps

**1 REMOVE** seawater, salt and any dirt with clean cold water using a brush if necessary to get rid of more stubborn grime.



**2 APPLY Dubarry Footwear Cleaner** all over and scrub with a brush to remove ingrained dirt and other residues. Work this to get a generous lather and don't be afraid to scrub the leather vigorously.

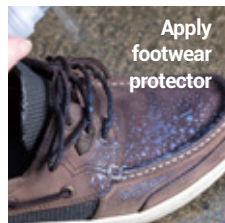


**3 RINSE** excess cleaner and lather from the boots with clean cold water.

**4 DRY** naturally; ideally air dry for 24 hours before any further treatment. Never use artificial heat or leave near an open fire or range.

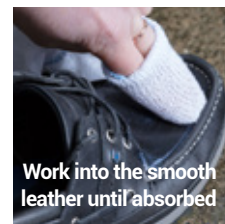
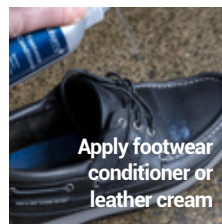


**5 SPRAY Dubarry Footwear Protector** all over, particularly to any suede or nubuck leather on your boots; apply several layers, allowing absorption of each layer, before applying the next. This step is best completed outside.



**6 LEAVE** your boots to dry naturally for 2-3 hours.

**7 APPLY Dubarry Footwear Conditioner** to the smooth leather only, rubbing in gently with a clean, soft cloth paying particular attention to the flex area that bends as you walk. For very well worn shoes you may use the **Dubarry Leather Cream** as a substitute for Footwear Conditioner, again noting that it should be applied to the smooth leather only.



**EXTRA PROTECTION** Repeated wetting and drying can eventually cause leather to crack. Like human skin these natural leathers require regular moisturising. Dubarry Leather Cream, the most important of all our care products, contains tea tree oil, eucalyptus oil, emu oil, beeswax and lanolin to help protect, preserve and soften the leather while enhancing the water repellent properties. Note: Leather Cream is for use on smooth leathers only and NOT on suede or nubuck leather. The Leather Cream will often cause lighter coloured leathers to darken in colour.

Use **Footwear Cleaner** on all parts of the shoe including the leather and any fabric sections.



Apply **Footwear Conditioner** (or **Leather Cream**)

**Apply Footwear Protector Spray** all over, particularly to any suede or nubuck leathers.



to smooth leathers only.

**Leather is low maintenance but unfortunately some perceive this as no maintenance. If you follow these instructions your Dubarry leather will keep its look and suppleness for many years to come**



**IMPORTANT:** salt water, yard manure and waste liquids (including animal urine) can be very corrosive to leather. To prolong performance and protection for your Dubarrys, always scrub them with a brush and rinse with fresh tap water after exposure.

**STORAGE:** all rubber-based materials may break down over time through the process of oxidation and hydrolysis. This normally occurs after at least 10 years so is not usually an issue. It can be accelerated in tropical climates if not stored in a cool well ventilated place, or if stored in direct sunlight. Corrosive agents such as salt water, yard manure and waste liquids (including animal urine) can be as damaging to the rubber and polyurethane as it can be to the leather. Regular cleaning with fresh water and the seven step Dubarry care regime is advised before storage.

**CAUTIONS WHEN USING ALL FOOTWEAR CARE PRODUCTS:**

Irritating to eyes. Keep away from areas of ignition. Do not smoke around products. Vapours may cause dizziness and drowsiness. Do not breathe spray. Avoid contact with eyes and skin. Use in a well ventilated area. In the case of contact with eyes, rinse immediately with cold water and seek medical advice. Keep containers tightly closed.